

# WARNING SIGN KIT

**1615-080, 1615-081, 1615-082**

Stand-Alone      Auto Spikes      Spanish


This kit is recommended for the 1603 barrier gate operator with the auto spike system or the stand-alone traffic spike models. The warning sign has a light sensor for automatic dusk to dawn illumination and a manual On-Auto/Off switch.

## Kit Includes:

1. Complete light box assembly ready for 115 AC power connection.
2. Halogen floodlight with weather resistant rubber washer and protective metal floodlight cage.
3. Light Switch Key.

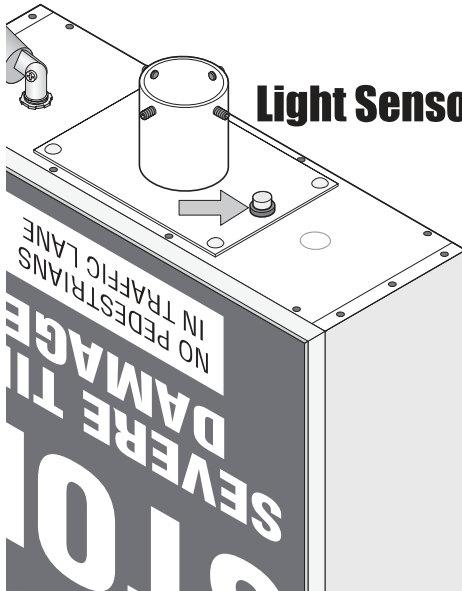
## Installation

### Light Switch



Insert Light Switch Key

### Light Sensor




The first time the light switch is turned ON-AUTO (during the daylight), lights will stay lit for about 1 minute then turn off (Auto-mode).

### Test the Auto-Mode

During the daylight, cover the light sensor with black electrical tape. Lights will turn on automatically in 3-5 minutes.

When the tape is removed, lights will turn off automatically in 3-5 minutes.



**Floodlight should illuminate spikes.**

Mount metal floodlight cage to lighting fixture with 2 nuts and bolts supplied.

Mount floodlight with weather resistant washer.

Mounting Collar

Black to Black (115 VAC)  
White to White (Neutral)  
Green to Green (Ground)

3.5" O.D. post (Not supplied).  
36 to 48 inches above ground.  
Secure sign to post with allen screws in the mounting collar.

Secure the 3.5" O.D. post to a concrete base according to local building codes.